



**BIFACIAL DUAL GLASS MONOCRYSTALLINE MODULE**

PRODUCT: TSM-DEG19C.20

PRODUCT RANGE: 535-555W

**555W**


MAXIMUM POWER OUTPUT

**0~+5W**

POSITIVE POWER TOLERANCE

**21.2%**

MAXIMUM EFFICIENCY



**High customer value**

- Lower LCOE (Levelized Cost Of Energy), reduced BOS (Balance of System) cost, shorter payback time
- Lowest guaranteed first year and annual degradation;
- Designed for compatibility with existing mainstream system components
- Higher return on Investment



**High power up to 555W**

- Up to 21.2% module efficiency with high density interconnect technology
- Multi-busbar technology for better light trapping effect, lower series resistance and improved current collection



**High reliability**

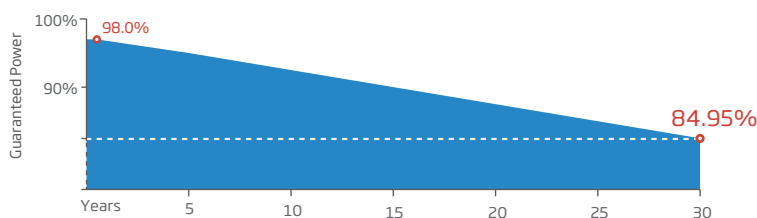
- Minimized micro-cracks with innovative non-destructive cutting technology
- Ensured PID resistance through cell process and module material control
- Resistant to harsh environments such as salt, ammonia, sand, high temperature and high humidity areas
- Mechanical performance up to 5400 Pa positive load and 2400 Pa negative load



**High energy yield**

- Excellent IAM (Incident Angle Modifier) and low irradiation performance, validated by 3rd party certifications
- The unique design provides optimized energy production under inter-row shading conditions
- Lower temperature coefficient (-0.34%) and operating temperature
- Up to 25% additional power gain from back side depending on albedo

**Trina Solar's Vertex Bifacial Dual Glass Performance Warranty**



**Comprehensive Products and System Certificates**



IEC61215/IEC61730/IEC61701/IEC62716/UL61730

ISO 9001: Quality Management System

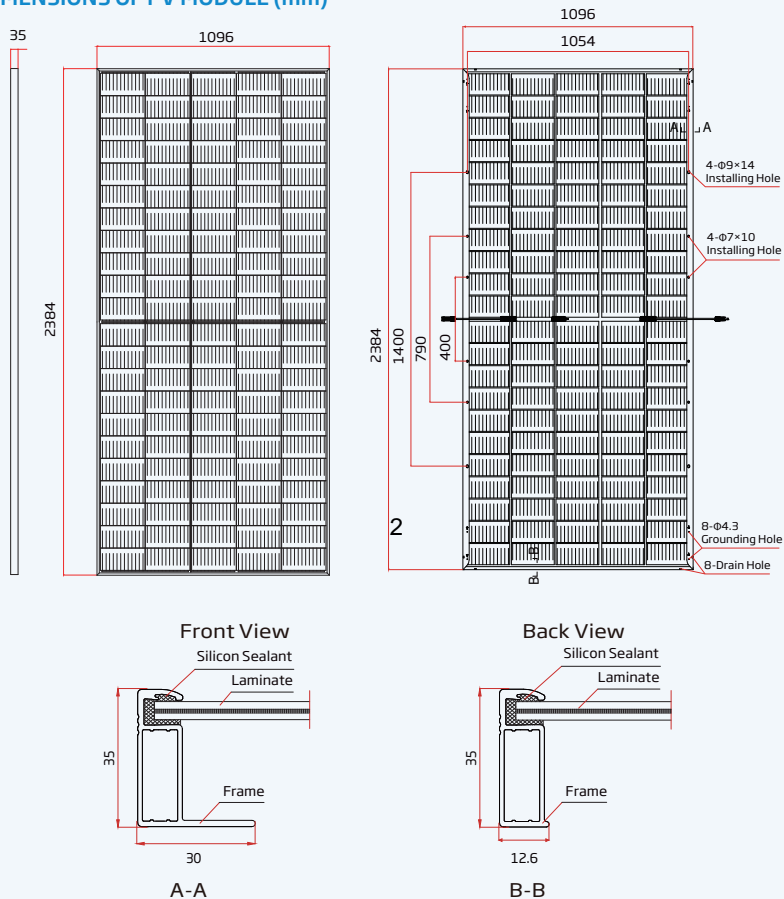
ISO 14001: Environmental Management System

ISO14064: Greenhouse Gases Emissions Verification

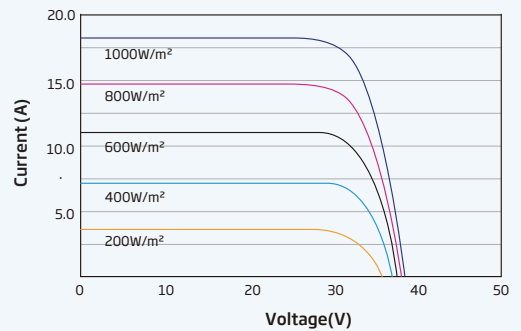
ISO45001: Occupational Health and Safety Management System



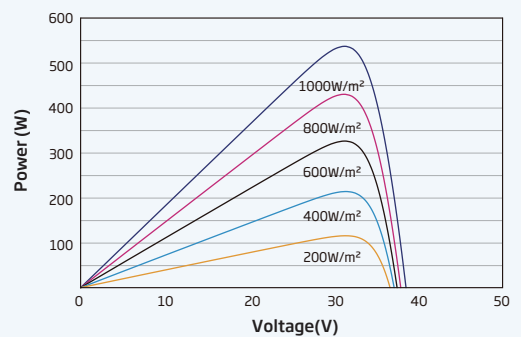
### DIMENSIONS OF PV MODULE (mm)



### I-V CURVES OF PV MODULE (540W)



### P-V CURVES OF PV MODULE (540W)



### ELECTRICAL DATA (STC)

Parameter	535	540	545	550	555
Peak Power Watts - P <sub>MAX</sub> (Wp)*	535	540	545	550	555
Power Tolerance - P <sub>MAX</sub> (W)			0 ~ +5		
Maximum Power Voltage - V <sub>MPP</sub> (V)	31.2	31.4	31.6	31.8	32.0
Maximum Power Current - I <sub>MPP</sub> (A)	17.16	17.21	17.24	17.29	17.35
Open Circuit Voltage - V <sub>OC</sub> (V)	37.5	37.7	37.9	38.1	38.3
Short Circuit Current - I <sub>SC</sub> (A)	18.24	18.30	18.35	18.39	18.43
Module Efficiency η <sub>m</sub> (%)	20.5	20.7	20.9	21.0	21.2

STC: Irradiance 1000W/m<sup>2</sup>, Cell Temperature 25°C, Air Mass AM1.5. \*Measuring tolerance: ±3%.

### Electrical characteristics with different power bin (reference to 10% Irradiance ratio)

Parameter	573	578	583	589	594
Total Equivalent power - P <sub>MAX</sub> (Wp)	573	578	583	589	594
Maximum Power Voltage - V <sub>MPP</sub> (V)	31.2	31.4	31.6	31.8	32.0
Maximum Power Current - I <sub>MPP</sub> (A)	18.36	18.41	18.45	18.50	18.56
Open Circuit Voltage - V <sub>OC</sub> (V)	37.5	37.7	37.9	38.1	38.3
Short Circuit Current - I <sub>SC</sub> (A)	19.52	19.58	19.63	19.68	19.72
Irradiance ratio (rear/front)	10%				

Power Bifaciality: 70±5%.

### ELECTRICAL DATA (NOCT)

Parameter	405	409	413	416	420
Maximum Power - P <sub>MAX</sub> (Wp)	405	409	413	416	420
Maximum Power Voltage - V <sub>MPP</sub> (V)	29.0	29.2	29.4	29.5	29.7
Maximum Power Current - I <sub>MPP</sub> (A)	13.97	14.02	14.08	14.10	14.14
Open Circuit Voltage - V <sub>OC</sub> (V)	35.3	35.5	35.7	35.9	36.1
Short Circuit Current - I <sub>SC</sub> (A)	14.70	14.75	14.79	14.82	14.85

NOCT: Irradiance at 800W/m<sup>2</sup>, Ambient Temperature 20°C, Wind Speed 1m/s.

### MECHANICAL DATA

Solar Cells	Monocrystalline 210mm PERC
No. of cells	110 cells
Module Dimensions	2384×1096×35 mm (93.86×43.15×1.38 in)
Weight	32.3 kg (71.2 lb)
Front Glass	2.0 mm (0.08 in), High Transmission, AR Coated Heat Strengthened Glass
Encapsulant material	EVA/POE
Back Glass	2.0 mm (0.08 in), Heat Strengthened Glass (White Grid Glass)
Frame	35mm (1.38 in) Anodized Aluminium Alloy
J-Box	IP 68 rated
Cables	Photovoltaic Technology Cable 4.0mm <sup>2</sup> (0.006 in <sup>2</sup> ) Portrait: 350/280 mm (13.78/11.02 in)* Landscape: 1400/1400 mm (55.1/55.1 in)*
Connector	MC4 EV02 / TS4

\*Lengths can be customized.

### TEMPERATURE RATINGS

NOCT (Nominal Operating Cell Temperature)	43°C (±2°C)
Temperature Coefficient of P <sub>MAX</sub>	-0.34%/°C
Temperature Coefficient of V <sub>OC</sub>	-0.25%/°C
Temperature Coefficient of I <sub>SC</sub>	0.04%/°C

\*Recommended.

### MAXIMUM RATINGS

Operational Temperature	-40~+85°C
Maximum System Voltage	1500V DC (IEC) 1500V DC (UL)
Max Series Fuse Rating	35A*

### WARRANTY

12 year Product Workmanship Warranty  
30 year Power Warranty  
2% first year degradation  
0.45% Annual Power Attenuation

(Please refer to product warranty for details)

### PACKAGING CONFIGURATION

Modules per box: 31 pieces  
Modules per 40' container: 527 pieces